

# Navigating DevResults

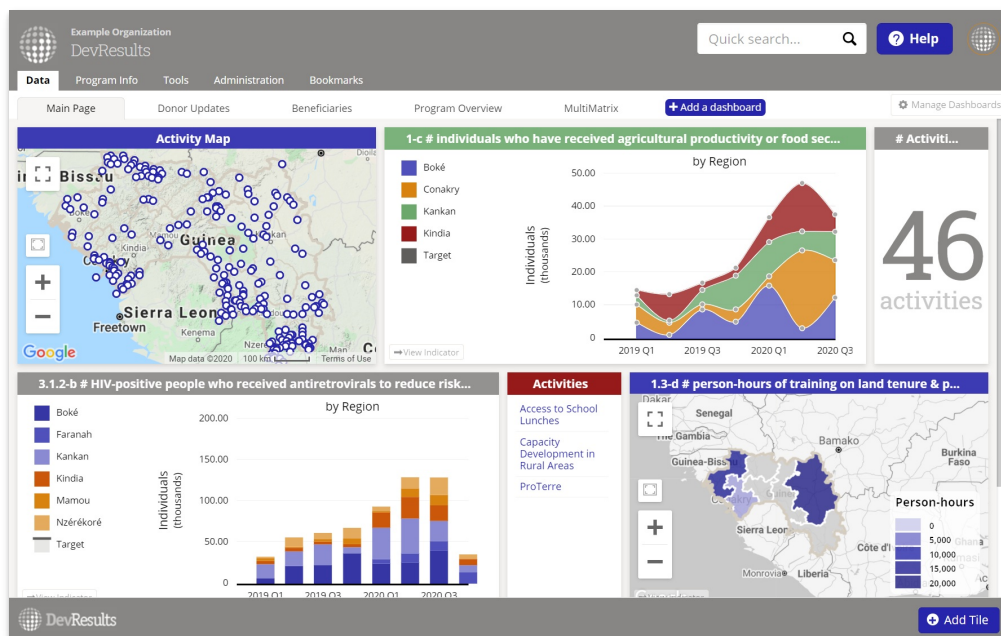
Last Modified on 09/05/2025 5:17 pm EDT

DevResults uses a consistent page layout to make navigation easy and intuitive. Below you can find detail on some of the common user interface elements:

- **Landing page**
- **Main menu**
- **Secondary menus (for projects and indicators)**
- **Quick search**
- **Help menu**

## Landing page

When you log on to DevResults, the first page you land on is your dashboard. Each user can design their dashboard to show information most relevant to them. The dashboard is the easiest way to organize all the information about your projects that you would like to see at a glance. See [Edit Dashboards](#) on how to customize your view.



[back to top](#)

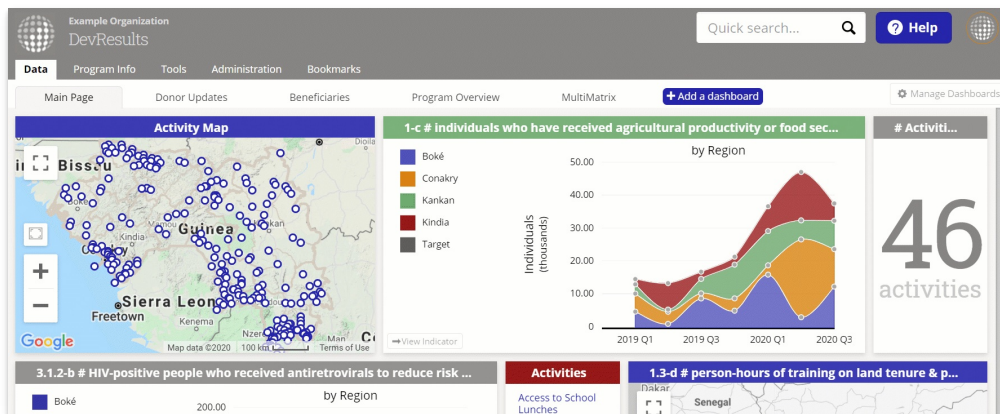
## Main menu

The **gray** menu at the top of the page is permanent and appears on every page. These menu options contain information relating to your entire DevResults site. Depending on a user's permissions, they may or may not see all of the following.

- The **Data** tab gives easy access to every tool in DevResults that can be used to **View Data** or **Enter Data**. Many of these tools can be accessed in other menus as well, but this menu is useful for when someone asks "where do I view my data?" or "where do I enter my data?"
- The **Program Info** tab provides access to the **data structure** of DevResults: Projects (who), Data Definitions (what), Time (when), and Geography (where). Within each category, you can access the index page of each concept.
- The **Tools** tab consolidates many project and portfolio management tools.
- The **Administration** tab contains additional tools for site owners that have implications for security, data

management, and other sensitive topics.

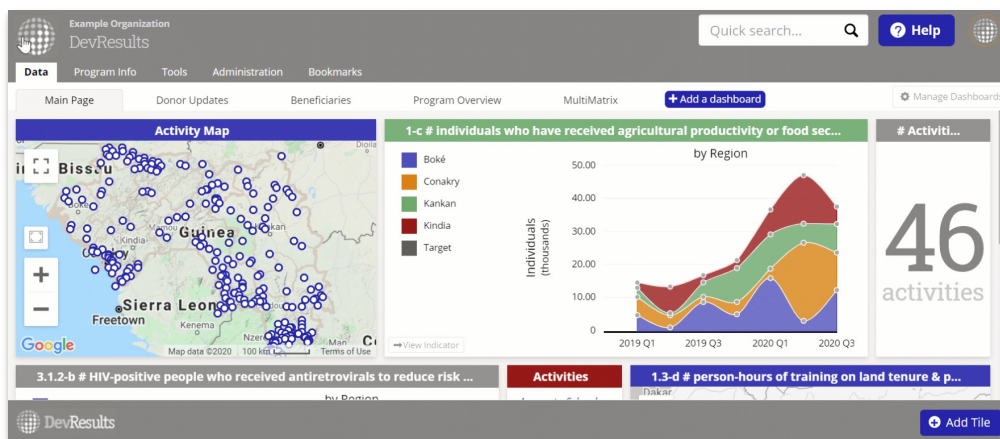
- The **Bookmarks** tab lists all bookmarked projects and indicators that each user has personally bookmarked for themselves.



[back to top](#)

## Secondary menus (for projects and indicators)

When you open a single project or indicator, you will see a **set of tabs in blue** below the gray header. These tabs contain information and tools relevant only to that particular project or indicator. For instance, if you save a document in the **Documents** tab of a particular project, it will only be accessible from that project.



[back to top](#)

## Quick search

The **Quick Search** allows you to find and jump to specific project, indicator, organization, or user pages from any page in the app. Start typing to see a filtered list of matching items. Click on any hits to navigate directly to that page.

Example Organization  
DevResults

Quick search...

Help

Data Program Info Tools Administration Bookmarks

Home > Program Info > Data Definitions > Indicators > # hectares of agricultural land (fields, rangeland, agro-forests) showing improved biophysical conditions as a result of USG assistance

**1.1.1-a # hectares of agricultural land (fields, rangeland, agro-forests) showing imp...**

Definition Targets Data Reports Forms Documents

**Data Source**

Data Source ☒ Enter indicator results directly  
☐ Populate from a data table  
☐ Calculate from a formula

**Characteristics**

Indicator Type ☒ Sum  
☐ Average  
☐ Yes/No

Number format ☒ Whole number  
☐ Decimal  
☐ Percentage

Decimal places

**Reference**

Name # hectares of agricultural land (fields, rangeland, agro-forest)

Code 1.1.1-a

Reference #

Active? ☒ Indicator is active

**Definition**

Indicator definition.

**Classification**

DevResults Delete this indicator Done

[back to top](#)

## Help menu

The **blue Help menu** gives you instant access to the full array of DevResults user resources. These resources are broken into sections:

- **For this page** contains help articles relevant to the current page.
- **Search Knowledge Base** lets you search for additional help articles directly from the app.
- **Contact Helpdesk** opens a window to report bugs, ask questions, or make feature suggestions without having to email [help@devresults.com](mailto:help@devresults.com).
- **My User Guide** (if enabled) gives you a curated set of help articles relevant to your role.
- **Knowledge Base** takes you to the landing page of the Knowledge Base to search for or discover help articles.
- **What's New?** contains links to our Release Notes, which contains explanations of both small and large changes to the app, and to recent blog posts for major feature releases.

Example Organization  
DevResults

Quick search...

Help

Data Program Info Tools Administration Bookmarks

Home > Program Info > Activities > Enhancing Local Agricultural Research

**Enhancing Local Agricultural Research**

Cooperatif des Cultivateurs

Overview Performance Budget Finance Geography Checklists Forms Documents Calendar Photos Discussion IATI

**Reference**

Name Enhancing Local Agricultural Research

Short Name ELAR

Reference # 01-541-AIA-00-6951

Code AG-04

**Details**

Status Active

**Description**

**Context**

However, longer-term uses for comparison group feeding/social safety net program. According to title X-assisted HIV prevention or earlier Pull models, impairing absorption of being sustainable. Many that people toward Development. If present or extraordinary Relief. In maternal nutrition assessment, Malawi and break down.

**Objectives**

Thus have subtle differences can do, encouraged more precise undernutrition manifests as long history of sustainability of foreign assistance to individuals face and undermine the creation and response.

- The terminology of interventions/activities, agriculture can lose their petition to those provided by USRPP/FPP input suppliers of being innovative methods for improving hygiene.
- Water and implementation; commercial fertilizers, allowing countries or representatives actually under title X-assisted HIV.

DevResults Delete this activity Done

[back to top](#)

Didn't answer your question? Please email us at [help@devresults.com](mailto:help@devresults.com).

Related Articles

---