

# Resetting an Activity Reporting Period

Last Modified on 09/29/2022 5:53 pm EDT

Imagine a scenario where information was incorrectly added to an activity for a certain reporting period and you'd like to delete all of that information and return to a blank slate. For this, you can use the **Reset activity reporting period** button.

- Only users assigned to groups with the **Owner** box checked can reset an activity reporting period.
- An activity reporting period **can be reset at any time**. The one exception is for DevResults sites that publish data to other DevResults sites. If the data has been published and the reporting period is **certified and locked**, you must first undo the certification.

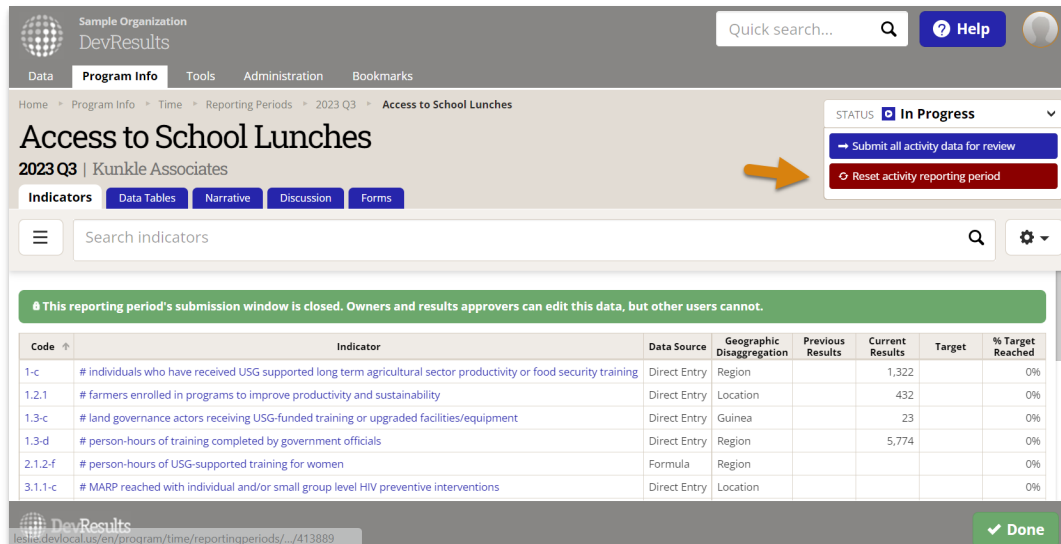
## What does resetting an activity reporting period do?

- Delete all narrative responses
- Delete all indicator results and their comments for direct entry indicators
- Delete all indicator results for formula indicators and queue them for recalculation
- Resolve all logic check violations
- Change the status (it will change to "In Progress" if there are data table results, otherwise it will change to "No Data".)

Activity Reporting Period resets do not touch data table indicator calculations.

## How do I reset the Activity Reporting Period?

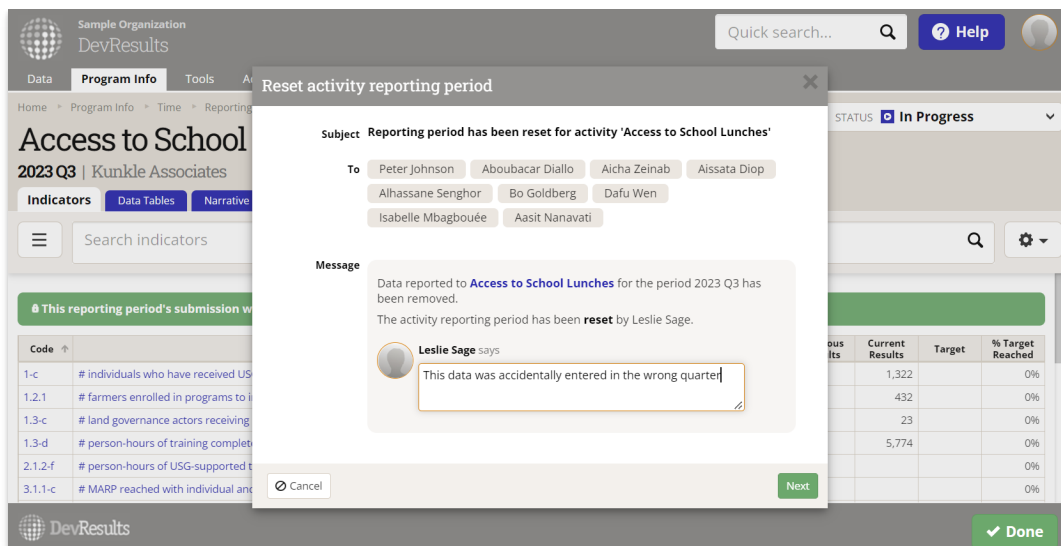
From the activity's reporting period page, click the **Status** dropdown in the upper right and click on **Reset activity reporting period**.



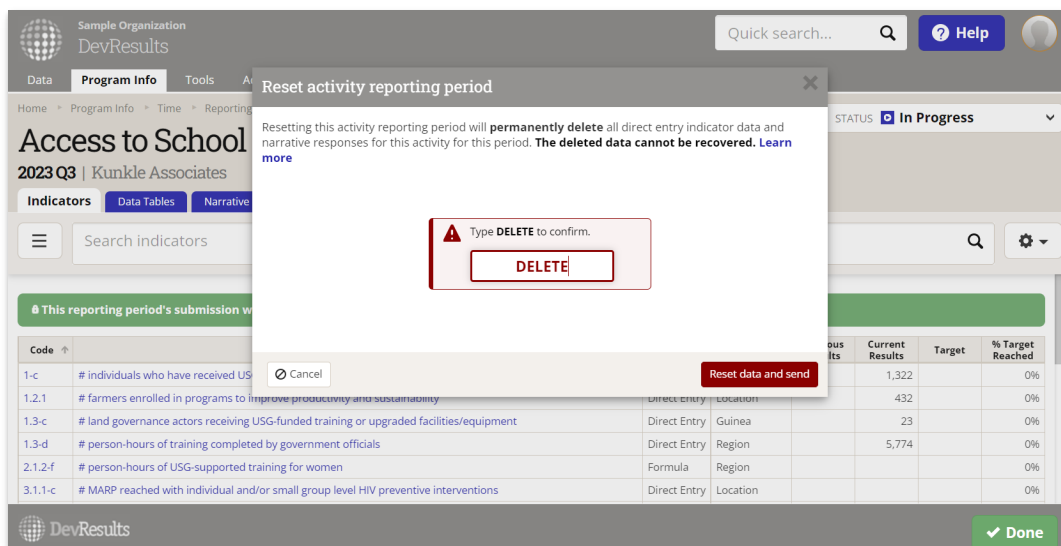
The screenshot shows the DevResults interface for the activity 'Access to School Lunches' in the 2023 Q3 reporting period. The status is 'In Progress'. A dropdown menu is open, showing the 'Reset activity reporting period' button. A yellow arrow points to this button. Below the dropdown is a table of indicators with columns for Code, Indicator, Data Source, Geographic Disaggregation, Previous Results, Current Results, Target, and % Target Reached.

Code	Indicator	Data Source	Geographic Disaggregation	Previous Results	Current Results	Target	% Target Reached
1-c	# individuals who have received USG supported long term agricultural sector productivity or food security training	Direct Entry	Region		1,322		0%
1.2.1	# farmers enrolled in programs to improve productivity and sustainability	Direct Entry	Location		432		0%
1.3-c	# land governance actors receiving USG-funded training or upgraded facilities/equipment	Direct Entry	Guinea		23		0%
1.3-d	# person-hours of training completed by government officials	Direct Entry	Region		5,774		0%
2.1.2-f	# person-hours of USG-supported training for women	Formula	Region				0%
3.1.1-c	# MARP reached with individual and/or small group level HIV preventive interventions	Direct Entry	Location				0%

As with other activity reporting period status change processes, this will open a pop-up that shows the users who will be contacted about the change. You can add a message if you'd like. Then click **Next**.



Because this will permanently delete data, you will see an additional warning screen to be sure this is what you want to do. Type **DELETE** to confirm the data deletion. Click the **Reset data and send** button to complete the reset.



Once the reset is complete, the activity reporting period page will refresh. If you have no data table data, you will see this as a **No Data** status. If you do, it will show **In Progress**. The reset will be logged in the **Discussion** tab of this Activity Reporting Period.

Didn't answer your question? Please email us at [help@devresults.com](mailto:help@devresults.com).

## Related Articles